

Outline

Part I: The ABCs of 12-Lead EKG Interpretation

The 12-Lead EKG

Cardiac electrical conduction system
Electrical vectors
Normal polarity & P-QRS-T configuration of each lead

Ace the Axis

Left & right axis deviation
Causes & criteria
Methods of determining axis deviation
Clinical applications

Beat the Bundles

Right & left bundle branch blocks
Causes & complications
Left anterior & left posterior hemiblocks

Correlate the Coronary Anatomy

The coronary arteries
Left ventricular walls
Relationship to the 12-lead

Differential Diagnosis in Acute Coronary Syndrome

Ischemia, injury & infarction patterns
Reciprocal changes
STEMI vs. NSTEMI
Coronary spasm
Takotsubo cardiomyopathy
Putting it all Together
The 30-second diagnosis
Coronary angiographic correlation
Presentations, analysis & clinical applications

Advanced Interpretation

Atrial & ventricular hypertrophy
WPW – Wolff-Parkinson-White Syndrome
Prolonged QT intervals

Part II: Chest X-Ray Interpretation as Easy as Black & White

The Chest X-Ray

Technique
Black & white principles
Projections
Systematic Approach
Bone structures & Intercoastal spaces
Soft tissues & vasculature
Pleural surfaces
Heart & great vessels
Invasive lines

As Easy as Black

Identifying pneumothorax & subcutaneous emphysema

Treatment priorities

As Easy as White

Identifying:

- Pleural Effusion
- Pulmonary Edema
- Pneumonia
- ARDS
- Cardiomyopathy
- Cardiac Tamponade

Clinical applications & interventions

Beyond the Basics

Identification & Initial Treatment of:

- Aortic aneurysm
- Post-op changes with pneumonectomy
- Esophagogastrctomy
- Dextrocardia

Live Seminar Schedule

7:30 Registration/Morning Coffee & Tea
8:00 Program begins
11:50-1:00 Lunch *(on your own)*
4:00 Program ends

There will be two 15-min breaks (mid-morning & mid-afternoon).
Actual lunch and break start times are at the discretion of the speaker.
A more detailed schedule is available upon request.

Objectives

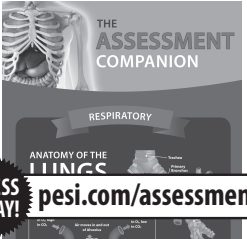
1. Analyze EKG changes associated with ischemia, injury and infarction patterns.
2. Specify the features of right bundle branch block from the features of left bundle branch block.
3. Evaluate axis deviation and the implications for clinical practice.
4. Assess common cardiac and pulmonary disorders using the chest x-ray.
5. Detect the placement of invasive lines on chest x-rays.
6. Develop a systematic approach to chest x-ray interpretation.
7. Incorporate the clinical pearls of EKG and chest x-ray interpretation into daily practice.

Target Audience:

Nurses • Nurse Practitioners • Clinical Nurse Specialists • Physician Assistants

FREE

Assessment Infographic!



THE ASSESSMENT COMPANION
RESPIRATORY
ANATOMY OF THE LUNGS
pesi.com/assessmentig

ACCESS TODAY!

Bring any training in-house!



Convenient • Cost-Effective • Customizable

for more information visit
www.pesihealthcare.com/inhouse

NON-PROFIT
ORGANIZATION
US POSTAGE PAID
EAU CLAIRE WI
PERMIT NO 32729

PESI HealthCare
P.O. Box 1000
Eau Claire, WI 54702-1000
A Division of PESI, Inc.

12-LEAD EKG & CHEST X-RAY INTERPRETATION

ENHANCING ASSESSMENT SKILLS FOR IMPROVED OUTCOMES


Featuring, **Cheryl Herrmann, RN, MS, APN, CCRN, CCNS-CSC/CMC**

UNIONDALE, NY

Thursday, October 24, 2019

MANHATTAN, NY

Friday, October 25, 2019



REGISTER NOW:
pesihc.com/express/73165

12-LEAD EKG & CHEST X-RAY INTERPRETATION

ENHANCING ASSESSMENT SKILLS FOR IMPROVED OUTCOMES

Featuring, **Cheryl Herrmann, RN, MS, APN, CCRN, CCNS-CSC/CMC**

- Take the Fear and Intimidation out of EKG & Chest X-Ray Interpretation
- Quickly & Confidently Identify Changes in a Patient's Cardiac Status
- Step-by-Step Systematic Approach GUARANTEED to Improve Your Skills
- Make More Informed Patient Care Decisions
- Don't Miss This Opportunity to Improve Your Assessment Skills & Become a Cardiac Expert

UNIONDALE, NY


Thursday

October 24, 2019

MANHATTAN, NY

Friday

October 25, 2019



REGISTER NOW:
pesihc.com/express/73165

A NON-PROFIT ORGANIZATION CONNECTING
KNOWLEDGE WITH NEED SINCE 1979

12-LEAD EKG & CHEST X-RAY INTERPRETATION

ENHANCING ASSESSMENT SKILLS FOR IMPROVED OUTCOMES

The EKG and Chest X-Ray are the most commonly used procedures for diagnosing a wide variety of cardiac and respiratory conditions, yet even the most seasoned nurses struggle to master interpretation. Attend this seminar and finally learn to recognize borderline and abnormal findings. In this information-packed program expert, Cheryl Herrmann, RN, MS, APN, CCRN, CCNS-CSC/CMC, will teach you easy-to-understand techniques to identify coronary and pulmonary problems you would have previously missed. Don't miss this opportunity to learn how to:

- Analyze QRS axis to determine diagnosis
 - Contrast left anterior and posterior hemiblocks
 - Recognize the location of acute coronary syndromes
 - Interpret chest x-rays for differential diagnosis
 - Perform more efficient and effective patient assessments
 - And most importantly, respond to the patient emergencies associated with each of these changes!
- “Cheryl is an expert – great experiences. I really like the clinical examples and case studies to relate to evidence-based practice.”
Cynthia P. RN

Speaker

Cheryl Herrmann, RN, MS, APN, CCRN, CCNS-CSC/CMC, shares her vast cardiac knowledge and experience to provide an interactive, dynamic, high-energy and easy-to-understand seminar. Her 35+ years of clinical experience include 15 years as a bedside critical care nurse and over 20 years as a Cardiac Clinical Nurse Specialist with hospitalized and clinical cardiac medical and surgical patients. In addition, Cheryl is a Prehospital RN for the local ambulance service. She is a popular speaker for local, regional and national conferences, including presenting at the American Association of Critical Care Nurses, NTI, for the past 10 years. Cheryl has also been a team leader for medical-dental teams going to Mexico and participated in a Critical Care Nursing Ambassador program to China.

Cheryl is a published author and a previous recipient of the American Association of Critical Care Nurse Circle of Excellence – Excellent Clinical Nurse Specialist Award. She presents material in a way that all health professionals caring for the cardiac patient, regardless of where they are in the continuum, take home valuable pearls of wisdom and new skills.

Disclosures:

Financial: Cheryl D. Herrmann has an employment relationship with UnityPoint Health Cardiology. She receives a speaking honorarium from PESI, Inc.

Non-financial: Cheryl D. Herrmann is a member of the Illinois Society of Advanced Practice Nurses and National Association of Clinical Nurse Specialists.



PESI Inc. is proud to offer this seminar (at these locations only) *free* of charge (on live seminar tuition) for veterans and active duty military personnel. **Limited seats available; advance online registration required.**

Have a seminar idea? A manuscript to publish?

The nation's top speakers and authors contact PESI HealthCare first. If you are interested in becoming a speaker, or have a new topic idea, please contact Missy Cork at mcork@pesi.com or call (715) 855-6366.

SAVE BY INCLUDING THESE PRODUCTS WITH SEMINAR REGISTRATION!



Cardiac Rhythms Reference Table

Carol Jacobson RN, MN; Cynthia L. Webner, DNP, RN, ACNPC-AG, CCNS, CCRN-CMC, CHFN; Karen M. Marzlin, DNP, RN, ACNPC-AG, CCNS, CCRN-CMC, CHFN

Handy colorful 5-page double sided reference table covering the following rhythms and conduction abnormalities: sinus, atrial, junctional, ventricular, ventricular pacing, AV blocks, bundle branch blocks. Each rhythm is described in terms of regularity, rate, P waves, PR interval, and QRS width, and illustrated with real rhythm strips from real patients. Laminated for durability and ring bound for easy hanging and quick access.



Compact Clinical Guide to Arrhythmia and 12-Lead EKG Interpretation

By Sandra Goldsworthy

This is a user-friendly, step-by-step approach to the challenging clinical topic of Arrhythmia and 12-lead EKG interpretation in the Critical Care and Acute Care settings. Thoroughly researched and authored by nurses for nurses, the guide provides detailed and comprehensive concepts of Arrhythmia and 12-lead EKG interpretation with an emphasis on the nurse's role.

Visit our Online Product Store: www.pesihealthcare.com/store

CANCELLATION POLICY: If you contact us before the event date, you can exchange for a DVD or CD/digital manual package on the subject (self-study continuing education credit may be available), a certificate to attend another seminar, or receive a tuition refund less a \$30 cancel fee. Substitutions are permitted at any time.

SEMINAR ON CD OR DVD PACKAGE:: You can purchase a self-study package on the subject. You will receive a set of CDs or DVDs that include a digital copy of the seminar manual and post-test/evaluation. You and your colleagues can receive CE hours for a nominal fee. To determine if homestudy credits are available for your profession go to www.pesihealthcare.com or call 800-844-8260. Check with your licensing board to verify acceptance of self-study credits for license renewal. Order today by using the order form on this brochure or by calling 800-844-8260.

Live Seminar Continuing Education Credit Information

Credits listed below are for full attendance at the live event only. After attendance has been verified, pre-registered attendees will receive an email from PESI Customer Service with the subject line, "Evaluation and Certificate" within one week. This email will contain a link to complete the seminar evaluation and allow attendees to print, email or download a certificate of completion if in full attendance. For those in partial attendance (arrived late or left early), a letter of attendance is available through that link and an adjusted certificate of completion reflecting partial credit will be issued within 30 days (if your board allows). Please see "LIVE SEMINAR SCHEDULE" on this brochure for full attendance start and end times. NOTE: Boards do not allow credit for breaks or lunch.

If your profession is not listed, please contact your licensing board to determine your continuing education requirements and check for reciprocal approval. For other credit inquiries not specified below, or questions on home study credit availability, please contact cespi@pesi.com or 800-844-8260 before the event.

Materials that are included in this course may include interventions and modalities that are beyond the authorized practice of mental health professionals. As a licensed professional, you are responsible for reviewing the scope of practice, including activities that are defined in law as beyond the boundaries of practice in accordance with and in compliance with your profession's standards.

PESI, Inc. offers continuing education programs and products under the brand names PESI, PESI Healthcare, PESI Rehab and Psychotherapy Networker.

NURSES/NURSE PRACTITIONER/CLINICAL NURSE SPECIALISTS: PESI, Inc. is accredited as a provider of continuing nursing education by the American Nurses Credentialing Center's Commission on Accreditation.

Nurses in full attendance will earn 6.3 contact hours. Partial contact hours will be awarded for partial attendance.

PHYSICIAN ASSISTANTS: This program has been reviewed and is approved for a maximum of 6.25 hours of clinical Category I CME credit by the American Academy of Physician Assistant Review Panel. Physician assistants should claim only those hours actually spent participating in the CME activity. This program was planned in accordance with AAPA's CME Standards for Live Programs and for Commercial Support of Live Programs.

OTHER PROFESSIONS: This activity qualifies for 380 minutes of instructional content as required by many national, state and local licensing boards and professional organizations. Save your course outline and certificate of completion, and contact your own board or organization for specific requirements.

ADA NEEDS
We would be happy to accommodate your ADA needs; please call at least two weeks prior to the seminar date.

WALK-INS
Walk-ins are welcome but admission cannot be guaranteed. Call M-F 7:00-6:00 Central Time for space availability if registering within one week of seminar.

TUITION OPTIONS

- **FREE Military Tuition:** PESI Inc. is proud to offer this seminar (at these locations only) free of charge (on live seminar tuition) for veterans and active duty military personnel. **Limited seats available; advance online registration required.**
- **\$30 Tuition:** If you are interested in being our registration coordinator for the day, go to: www.pesihealthcare.com/coord for availability and job description, or call our Customer Service Dept. at 800-844-8260.
- **Groups of 10 or more:** Call 800-844-8260 for discounts.
- **Discounted Student Rate:** As part of its mission to serve educational needs, PESI, Inc. offers a reduced rate of 50% off standard tuition for students. Enclose a current student schedule with registration form. Go to www.pesihealthcare.com/faqs or call 800-844-8260 for details. **Advance registration required.** *Cannot be combined with other discounts.*

FOR OFFICE USE ONLY

Fed ID # 26-3896894 © 2019 PESI, Inc.

How to Register

12-LEAD EKG & CHEST X-RAY INTERPRETATION

Questions? Visit www.pesihealthcare.com/faqs, or call 800-844-8260

ONLINE

pesihc.com/express/73165

PHONE

800-844-8260

Please have credit card available

FAX

800-554-9775

MAIL

PESI HealthCare
PO BOX 1000
Eau Claire, WI
54702-1000

1 Please complete entire form (to notify you of seminar changes):
please print; staple duplicate forms.

Mail Code: _____
See mail code box on address panel on reverse side

Name _____ Profession _____

Employer Name _____

Employer Address _____

Dept/Floor/Suite _____

City _____ County _____

State _____ Zip _____

Home/Cell Ph () _____

Dept. Ph () _____

*E-mail address _____

*Registrant's e-mail is required to receive your certificate of completion and registration confirmation.

2 Check location: *(make copy of locations)*

☐ **UNIONDALE, NY**

October 24, 2019

Long Island Marriott Hotel
101 James Dolittle Blvd • 11553
(516) 794-3800

73165UNI

☐ **MANHATTAN, NY**

October 25, 2019

Martinique New York
49 W 32nd St • 10001
(212) 736-3800

73165NYO

REGISTER NOW:

pesihc.com/express/73165

ADA NEEDS
We would be happy to accommodate your ADA needs; please call at least two weeks prior to the seminar date.

WALK-INS
Walk-ins are welcome but admission cannot be guaranteed. Call M-F 7:00-6:00 Central Time for space availability if registering within one week of seminar.

TUITION OPTIONS

- **FREE Military Tuition:** PESI Inc. is proud to offer this seminar (at these locations only) free of charge (on live seminar tuition) for veterans and active duty military personnel. **Limited seats available; advance online registration required.**
- **\$30 Tuition:** If you are interested in being our registration coordinator for the day, go to: www.pesihealthcare.com/coord for availability and job description, or call our Customer Service Dept. at 800-844-8260.
- **Groups of 10 or more:** Call 800-844-8260 for discounts.
- **Discounted Student Rate:** As part of its mission to serve educational needs, PESI, Inc. offers a reduced rate of 50% off standard tuition for students. Enclose a current student schedule with registration form. Go to www.pesihealthcare.com/faqs or call 800-844-8260 for details. **Advance registration required.** *Cannot be combined with other discounts.*

CAN'T ATTEND THE SEMINAR?

12-Lead EKG & Chest X-Ray Interpretation

___ Seminar on DVD* (video) \$219.99 (RNV077880)

___ Seminar on CD* (audio) \$219.99 (RNA077880)

___ **Cardiac Rhythms Reference Table*** \$15.00 (NBA075025)

___ **Compact Clinical Guide to Arrhythmia and 12-Lead EKG Interpretation** book* \$50.00 (SAM085035)

CE hours and approvals on products may differ from live CE approvals.

*Shipping is \$6.95 first item + \$2.00 each add'l item.

**Residents add applicable state and local taxes except in AK, DE, MT, NH, OR

Product total \$ _____

*Shipping _____

Subtotal _____

**Tax _____

TOTAL _____