

OUTLINE

Case Study

NEUROANATOMY AND THE IMPACT ON COGNITIVE PROCESSING

- Basic neuronal anatomy
- Brain wiring: Association, projection, and commissural fiber tracts
- Brain lobes locations and ties to cognitive processes
- Cerebellum and impact upon cognition
- Case Study 1: Jacob's anxiety and how pacing the halls became therapeutic

Case Study

OPTIC SYSTEM AND VISUAL PERCEPTION

- Optic constructs, anterior-posterior fiber tracts
- Visual cortices and unique roles in visual processing
- Effect of tumors, shear injuries, CVA lesions upon visual perception
- Case study 1: Why can't my patient just see the whole worksheet like I do?
- Group Exercise: Review of vision diagnostics by discipline (PT/OT/SLP)

HOW NEUROTRANSMITTERS DRIVE THE BUS

- Internal communication systems within the brain
- Dopamine pathways and effects on cognition and reward systems
- Serotonin pathways and mood modulations

EXECUTIVE FUNCTIONS OF THE FRONTAL LOBE

- The Cognitive Pyramid and moving patients upward
- Skull anatomy and effects of shear injury
 - o Shear injury as it affects anxiety and behavioral health
- Therapy implications for PT/OT/SLP
- Group Exercise: Review of executive function diagnostics by discipline (PT/OT/SLP)

COMMUNICATION AND THE LEFT HEMISPHERIC FUNCTIONS

- Broca's vs. Wernicke's areas
- Function of the arcuate fasciculus upon communication

SPATIAL PROCESSING AND THE RIGHT HEMISPHERIC FUNCTIONS

- Neurophysiology vs neuropathology, understanding patients' nonverbal challenges
- Inferential language and social cognition
- A sense of time and spatial organization revealed

THE HIDDEN PROCESSORS-THALAMIC INFLUENCES

- Auditory pathways and neuroanatomy
- Thalamic engagement on sensory information
- Modulation of sleep and vigilance

Case Study

MEMORY: HOW THE HIPPOCAMPUS AND THE AMYGDALA PARTNER

- Memory processes
- Memory types: Right vs left hippocampal functions
- Hypoxia and anoxia upon memory function
- Sleep and memory consolidation, effect of exercise on memory structures
- Amygdala's influence upon fear-based learning and hijacking executive control
- Case study 3: Nile's hypoxia and long term rehab outcomes

RECOVERY FROM ACCELERATION/ DECELERATION INJURIES: DIFFUSE AXONAL INJURY (DAI)

- Microanatomical features of DAI
- CTE: Chronic Traumatic Encephalopathy
- Where medications have failed

AGITATION MANAGEMENT STRATEGIES

- Review how working knowledge of the Rancho Los Amigos levels and practitioner tips can avoid confrontation
- Learn trick of the trade for avoiding escalation
- Confabulation and denial—addressing the elephant in the room

ENRICHING PATIENT AND CLINICIAN RELATIONSHIPS

- The science behind mediations and mindfulness
- Reigning in the runaway situation

OBJECTIVES

1. Categorize the anatomy and function of lobes of the brain as they apply to behavioral control.

2. Characterize the neurophysiology of memory and effect of fear/anger upon new learning and memory.

3. Analyze the effect of traumatic and non-traumatic injuries upon cognitive centers.

4. Connect neurotransmitters with the communication system within the brain.
5. Evaluate the optic system and lesion locations that affect engagement and accuracy in therapy.

6. Recommend simple neuroanatomy-based techniques to rapidly de-escalate stress for patients and caretakers.

7. Assess neuro-behavioral barriers that impact new learning.

Seminar on DVD Package: You can purchase a self-study package on the subject. You will receive a set of DVDs that include a digital copy of the seminar manual and post-test/evaluation. You and your colleagues can receive CE hours for a nominal fee. To determine if homestudy credits are available for your profession go to www.pesirehab.com or call 800-844-8260. Check with your licensing board to verify acceptance of self-study credits for license renewal. Order today by using the order form on this brochure or by calling 800-844-8260.

Hassle-Free Cancellation Policy: If you contact us before the event date, you can exchange for a DVD on the subject (self-study continuing education credit may be available), a certificate to attend another seminar, or receive a tuition refund less a \$30 cancel fee. Substitutions are permitted at any time.



FREE
- CE -
ONLINE COURSE

10 Brain-Based Strategies
to Help Children Handle
Their Emotions

1.5 CE HOURS

HURRY OFFER EXPIRES
September 15, 2018

rehab.pesi.com/brainbased

NON-PROFIT
ORGANIZATION
US POSTAGE PAID
EAU CLAIRE WI
PERMIT NO 32729

Bring any training
in-house!

Convenient • Cost-Effective • Customizable

for more information visit
www.pesirehab.com/inhouse

PESI Rehab
P.O. Box 1000
Eau Claire, WI 54702-1000
A division of PESI, Inc.

Addressing Patient Behavior by
Brain Lesion Site

Clinical Tools & Strategies Specific to Patient Deficits

EDISON, NJ
October 16, 2018

TOMS RIVER, NJ
October 17, 2018

CHERRY HILL, NJ
October 18, 2018

KING OF PRUSSIA, PA
October 19, 2018



Addressing Patient Behavior by
Brain Lesion Site



Clinical Tools & Strategies Specific to Patient Deficits

- Identify cognitive dysfunction to enhance neuroplasticity for decrease fall risk and improved mobility/transfers
- Link function and behavior to more strategically written patient-driven therapy goals
- Tools to connect neuroanatomy to patient behaviors to address difficult behaviors like defiance and confusion
- Improve intervention timing by choosing proper diagnostics based on level of brain lesion
- Anticipate proper discharge plan by determining patient response in structured vs. home environments

EDISON, NJ
Tuesday, October 16, 2018

CHERRY HILL, NJ
Thursday, October 18, 2018

TOMS RIVER, NJ
Wednesday, October 17, 2018

KING OF PRUSSIA, PA
Friday, October 19, 2018

PESI® Rehab
A Non-Profit Organization Connecting
Knowledge with Need Since 1979

TARGET AUDIENCE: Physical Therapists • Physical Therapist Assistants
Occupational Therapists • Occupational Therapy Assistants
Speech-Language Pathologists • Certified Brain Injury Specialists
Recreational Therapists

Register now! pesirehab.com/express/65839 Register now! pesirehab.com/express/65839

Addressing Patient Behavior
by Brain Lesion Site

Clinical Tools &
Strategies Specific
to Patients Deficits

Neuroanatomy is admittedly complex and overwhelming. Clinicians working in rehabilitation are faced with growing caseloads, diminished resources/reimbursement, and increasingly medically complex patients with the expectation of improving outcomes and reducing length of stay. Honing knowledge of clinically-relevant neuroanatomy and neuropathology can predict dysfunction and intuitively create a scaffold for assessment and treatment even before meeting the patient. Predetermining potential deficits leads to a more tightly defined diagnostic battery and expedites treatment formulation. By deducing the patient’s experience, the clinician can also prepare for behavioral barriers to engagement and understand the healing process with greater compassion.

In this one-day seminar, participants will learn intermediate level neurophysiology as it relates to cognitive-linguistic skills and behavioral control, as well as explore mindfulness techniques for stress reduction. The overlying foci of the course are to arm treating professionals with an improved clinical eye, predicting dysfunction, and expedite the pathway to treatment. Course content will also include patient-focused educational materials for stroke and traumatic brain injury ready to utilize by treating practitioners.

SPEAKER

JEROME QUELLIER, MS, CCC-SLP, is a clinical specialist in traumatic brain injury and communication disorders at a 450+ bed Level 1 Trauma hospital in Saint Paul, MN with almost 25 years of acute, residential, and outpatient rehabilitation experience. During his tenure at the hospital he has focused on neuro-based diagnostics and intervention for dysphagia, cognitive-linguistic deficits, head and neck cancer management, patient advocacy, and curriculum development. Mr. Queller has made a career-long study of the intricacies of neurology, completed advanced training in brain dissection at Marquette University, actively engages in staff development training, and recently joined a surgery team in preserving language function during tumor resections.


In addition to his clinical practice, he has previously held a faculty position at the University of Minnesota Duluth teaching graduate level coursework, and taught undergraduate workshops as adjunct faculty at the University of Wisconsin Eau Claire. Mr. Queller is excited to bring this topic to the forefront after working with the interdisciplinary team’s challenges in understanding the “what and why” of traumatic brain injury, stroke, neurodegenerative diseases and tumor resections as they apply to behavioral changes. He graduated *Cum Laude* with his bachelor’s degree and graduate degree from the University of Wisconsin Eau Claire.

Speaker Disclosures:
Financial: Jerome Queller has an employment relationship with Regions Hospital. He receives a speaking honorarium from PESI, Inc.
Non-financial: Jerome Queller is a member of the American Speech-Language-Hearing Association.

Have a seminar idea? A manuscript to publish?

The nation’s top speakers and authors contact PESI Rehab first. If you are interested in becoming a speaker, or have a new topic idea, please contact Val Whitehead at vwhitehead@pesi.com or call (715) 855-8166.


SAVE BY INCLUDING THESE PRODUCTS WITH SEMINAR REGISTRATION!



Neuro Notes: Clinical Pocket Guide
By Claudia Fenderson, PT, ED.D., PCS & Wen Ling, PT, PH.D.

- Wipe-Free History and Assessment Forms • Organized by Preferred Practice Patterns
- First Tab Cross-References Disorders to Guide Practice Patterns • Covers Both Pediatric & Adult Content
- Common Neuromuscular Conditions • Red Flag Alerts

Whatever the practice setting-acute care, rehabilitation, outpatient, extended care, or in a school-turn to this handy pocket guide to the neurological examination. Small in size, but not in content, it covers all of the common neuromuscular conditions, disorders, and diseases you might encountered in patients throughout their lifespans. A spiral binding, thumb tabs and nearly 240 illustrations insure you can find just what you’re looking for. Waterproof, reusable pages let you record clinical data and then wipe the pages clean with alcohol.



Optimizing Cognitive Rehabilitation: Effective Instructional Methods
*By McKay Moore Sohlberg, PHD, CCC-SLP, and Lyn S. Turkstra, PHD, CCC-SLP*Unique in its focus, this book presents evidence-based instructional methods specifically designed to help this population learn more efficiently. The expert authors show how to develop, implement, and evaluate an individualized training plan. They provide practical guidelines for teaching multistep procedures, cognitive strategies, the use of external aids, and more.

Visit our Online Product Store: www.pesirehab.com/store

Live Seminar Schedule

7:30

Registration/Morning Coffee & Tea

8:00

Program begins


12:00-1:00

Lunch (*on your own*)

3:30

Program ends

There will be two 15-min breaks (mid-morning & mid-afternoon). Actual lunch and break start times are at the discretion of the speaker. A more detailed schedule is available upon request.



PESI Inc. is proud to offer this seminar (at these locations only) *free* of charge (on live seminar tuition) for veterans and active duty military personnel. **Advance registration by phone required.**

Questions? Call customer service at **800-844-8260**

Live Seminar Continuing Education Credit Information

Credits listed below are for full attendance at the live event only. Certificates of Completion are distributed at the conclusion of the live seminar for those who register prior to the event date and attend the full day. A letter of attendance will be issued to participants who register at the event, arrive late, or leave early. For those who registered day of (walk-ins), and are in full attendance, a certificate of completion for full CE credit will be sent within 30 days following the event. For those in partial attendance (arrived late or left early), an adjusted certificate of completion reflecting partial credit will be issued within 30 days (if your board allows). Please see “live seminar schedule” for full attendance start and end times. NOTE: Boards do not allow credit for breaks or lunch.

If your profession is not listed, please contact your licensing board to determine your continuing education requirements and check for reciprocal approval. For other credit inquiries not specified below, or questions on home study credit availability, please contact cepesi@pesi.com or 800-844-8260 before the event.

Materials that are included in this course may include interventions and modalities that are beyond the authorized practice of mental health professionals. As a licensed professional, you are responsible for reviewing the scope of practice, including activities that are defined in law as beyond the boundaries of practice in accordance with and in compliance with your professions standards.


PESI, Inc. offers continuing education programs and products under the brand names PESI, PESI Healthcare, PESI Rehab and Psychotherapy Networker.

OCCUPATIONAL THERAPISTS & OCCUPATIONAL THERAPY ASSISTANTS: PESI, Inc. is an AOTA Approved Provider of continuing education. Provider #: 3322. Full attendance at this course qualifies for 6.0 contact hours or .6 CEUs in the Category of Domain of OT and Occupational Therapy Process. Partial credit will be issued for partial attendance. The assignment of AOTA CEUs does not imply endorsement of specific course content, products, or clinical procedures by AOTA. Course Level: Intermediate.

PHYSICAL THERAPISTS & PHYSICAL THERAPIST ASSISTANTS: This activity consists of 6.0 clock hours of instruction that is applicable for physical therapists. CE requirements for physical therapists vary per state/jurisdiction. Please retain the certificate of completion that you receive and use as proof of completion when required.

NEW JERSEY PHYSICAL THERAPISTS OR PHYSICAL THERAPIST ASSISTANTS: This course has been submitted to the New Jersey State Board of Physical Therapy for review.

PENNSYLVANIA PHYSICAL THERAPISTS OR PHYSICAL THERAPIST ASSISTANTS: This course has been submitted to the Pennsylvania State Board of Physical Therapy. Approval pending.



APPROVED PROVIDER
ASHA
CONTINUING
EDUCATION
AMERICAN SPEECH-LANGUAGE-HEARING ASSOCIATION

PESI, Inc. is approved by the Continuing Education Board of the American Speech-Language-Hearing Association (ASHA) to provide continuing education activities in speech-language pathology and audiology. See course information for number of ASHA CEUs, instructional level and content area. ASHA CE Provider approval does not imply endorsement of course content, specific products or clinical procedures.

SPEECH-LANGUAGE PATHOLOGISTS: This course is offered for .6 ASHA CEUs (Intermediate level, Professional area).

OTHER PROFESSIONS: This activity qualifies for 360 minutes of instructional content as required by many national, state and local licensing boards and professional organizations. Save your course outline and certificate of completion, and contact your own board or organization for specific requirements.

How to Register

ADDRESSING PATIENT BEHAVIOR BY BRAIN LESION SITE

Questions? Visit www.pesirehab.com/faqs, or call 800-844-8260

ONLINE

pesirehab.com/express/65839

PHONE

800-844-8260

Please have credit card available

FAX

800-554-9775

MAIL

PESI Rehab
PO BOX 1000
Eau Claire, WI
54702-1000

1

Please complete entire form (to notify you of seminar changes):
please print; staple duplicate forms.

Mail Code: _____

See mail code box on address panel on reverse side

Name _____ Profession _____

Employer Name _____

Employer Address _____

Dept/Floor/Suite _____

City _____ County _____

State _____ Zip _____

Home/Cell Ph () _____

Dept. Ph () _____

E-mail address _____

For your convenience, confirmations are sent via email.

2

Check location: (make copy of locations)

☐ EDISON, NJ

October 16, 2018

Sheraton Edison
125 Raritan Center Pkwy • 08837
(732) 225-8300

65839EDI

☐ TOMS RIVER, NJ

October 17, 2018

Clarion Hotel & Conference Center
815 Rte. 37 W • 08755
(732) 341-2400

65839TOM

☐ CHERRY HILL, NJ

October 18, 2018

Crowne Plaza/Cherry Hill
2349 W Marlton Pike • 08002
(856) 665-6666

65839CHE

☐ KING OF PRUSSIA, PA

October 19, 2018

Crowne Plaza Valley Forge
260 Mall Boulevard • 19406
(610) 265-7500

65839KOP

Register now!

pesirehab.com/express/65839

3

Check tuition:

TUITION WITH SEMINAR MANUAL

\$199.99 – choose one of the options below:

☐ per person for 2 or more preregistering together —OR—
☐ single registration postmarked 3 weeks prior to seminar date

☐ **\$229.99** standard

Add-On Products

Distributed at seminar—FREE SHIPPING!

☐ **\$37.95*** *Neuro Notes: Clinical Pocket Guide*

☐ **\$57.00*** *Optimizing Cognitive Rehabilitation: Effective Instructional Methods* book

*Attendees add applicable state and local taxes except in AK, DE, MT, NH, OR

4

Indicate method of payment:

ALL REGISTRATIONS MUST BE PREPAID.
Purchase orders welcome (attach copy).

☐ Check enclosed payable to **PESI, Inc.**

☐ MC 16 digits ☐ VISA 13-16 digits ☐ AE 15 digits ☐ Discover Novus 16 digits

Card # _____

Card Exp. _____ V-Code #: _____

Signature _____

(*MC/VISA/Discover: last 3-digit # on signature panel on back of card.)
(*American Express: 4-digit # above account # on face of card.)

CAN'T ATTEND THE SEMINAR?

See below for individual product orders

Addressing Patient Behavior by Brain Lesion Site

___ Seminar on DVD* (video) \$199.99 (RNV020789)

___ **Neuro Notes: Clinical Pocket Guide*** \$37.95 (SAM083215)

___ **Optimizing Cognitive Rehabilitation: Effective Instructional Methods** book* \$57.00 (SAM074335)

Product total \$ _____

*Shipping is \$6.95 first item + \$2.00 each add'l item. *Shipping _____

Subtotal _____

**Residents add applicable state and local taxes except in AK, DE, MT, NH, OR **Tax _____

TOTAL _____

FOR OFFICE USE ONLY

VW

Fed ID # 26-3896894 © 2018 PESI, Inc.